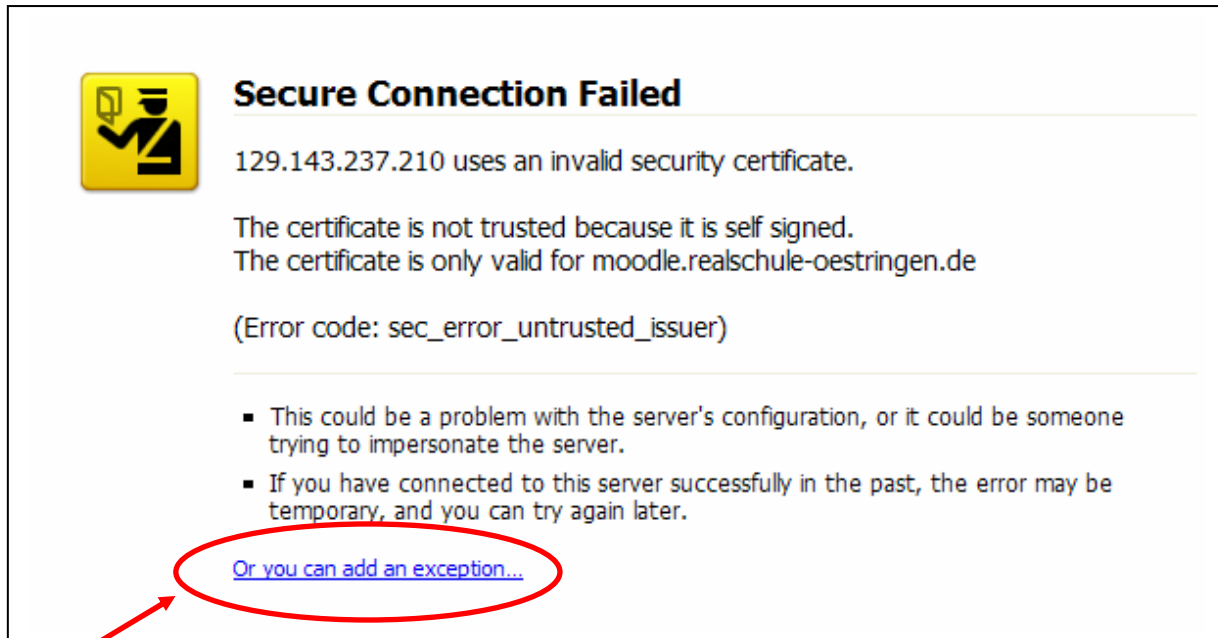


Aufrufen von Moodle über FireFox

Beim ersten Aufrufen der Moodle-Seite kommt eine Zertifizierung, welche angenommen werden muss.

Für Mozilla FireFox gilt:



 **Secure Connection Failed**

129.143.237.210 uses an invalid security certificate.

The certificate is not trusted because it is self signed.
The certificate is only valid for moodle.realschule-oestringen.de

(Error code: sec_error_untrusted_issuer)

- This could be a problem with the server's configuration, or it could be someone trying to impersonate the server.
- If you have connected to this server successfully in the past, the error may be temporary, and you can try again later.

[Or you can add an exception...](#)

Hier klicken!



 **Secure Connection Failed**

129.143.237.210 uses an invalid security certificate.

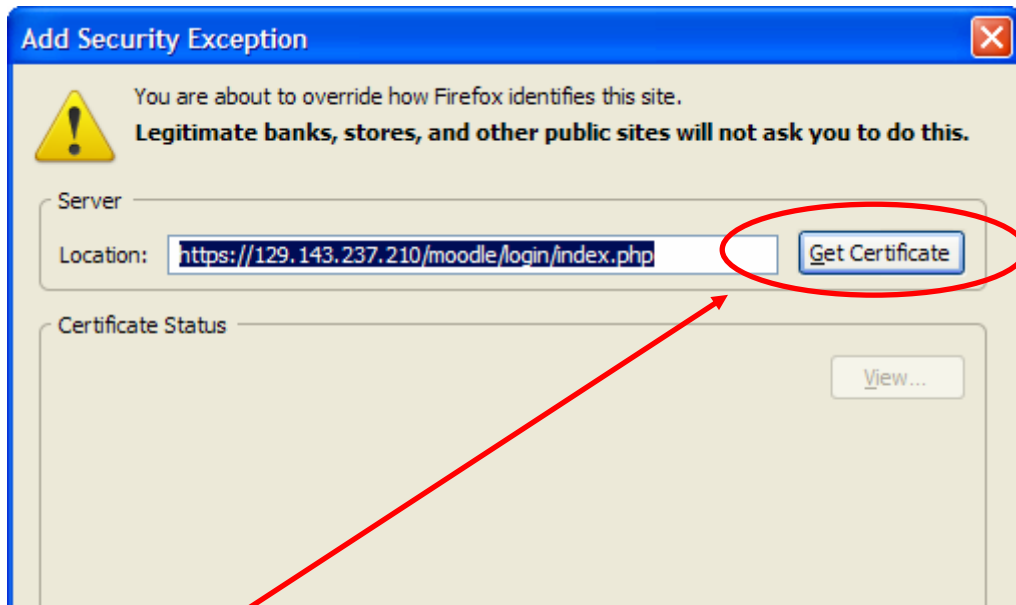
The certificate is not trusted because it is self signed.
The certificate is only valid for moodle.realschule-oestringen.de

(Error code: sec_error_untrusted_issuer)

- This could be a problem with the server's configuration, or it could be someone trying to impersonate the server.
- If you have connected to this server successfully in the past, the error may be temporary, and you can try again later.

You should not add an exception if you are using an internet connection that you do not trust completely or if you are not used to seeing a warning for this server.

Dann hier klicken!

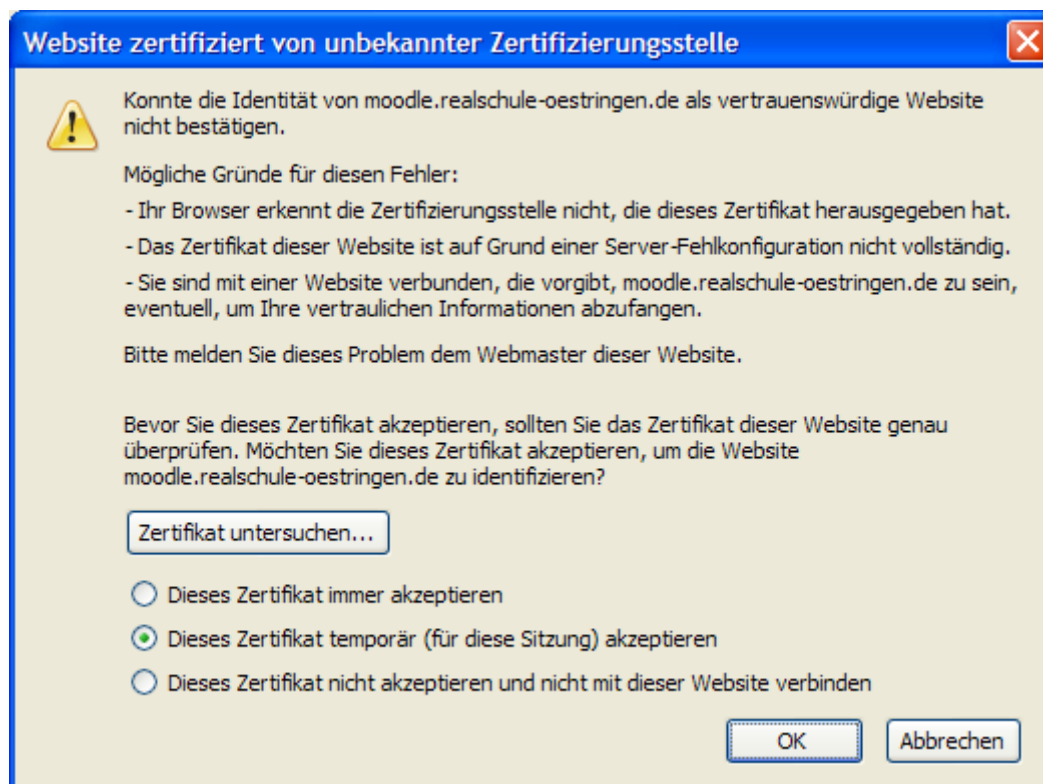


„Get Certificate“ klicken!

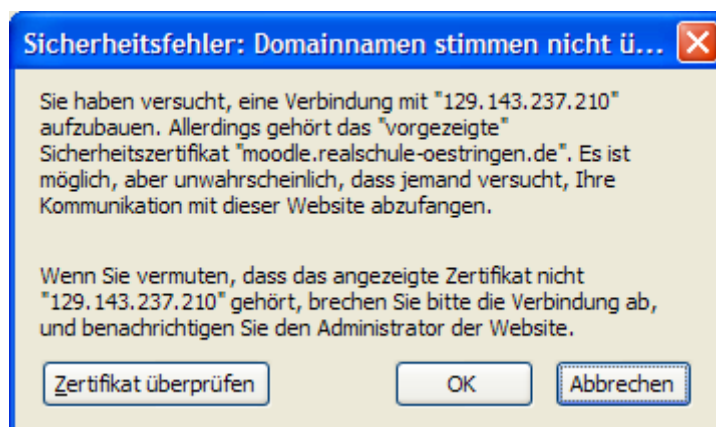


„Confirm Security Exception“ klicken!
Startseite des TMRS-Moodle wird nun vollständig geladen.

Kann in der deutschen FireFox-Version aber auch so aussehen:



„Dieses Zertifikat immer akzeptieren“ klicken!



Nun noch „OK“ klicken.

Ab jetzt geht es ohne Probleme!